

PUBLISHED BY

INTECH

open science | open minds

World's largest Science,
Technology & Medicine
Open Access book publisher



3,250+
OPEN ACCESS BOOKS



106,000+
INTERNATIONAL
AUTHORS AND EDITORS



112+ MILLION
DOWNLOADS



BOOKS
DELIVERED TO
151 COUNTRIES

AUTHORS AMONG
TOP 1%
MOST CITED SCIENTIST



12.2%
AUTHORS AND EDITORS
FROM TOP 500 UNIVERSITIES



Selection of our books indexed in the
Book Citation Index in Web of Science™
Core Collection (BKCI)

WEB OF SCIENCE™

Chapter from the book *Herbicide Resistance in Weeds and Crops*
Downloaded from: <http://www.intechopen.com/books/herbicide-resistance-in-weeds-and-crops>

Interested in publishing with InTechOpen?
Contact us at book.department@intechopen.com

Weed Resistance to Herbicides

Sava Vrbničanin, Danijela Pavlović and
Dragana Božić

Additional information is available at the end of the chapter

<http://dx.doi.org/10.5772/67979>

Abstract

Unfortunately, herbicide resistance developed shortly after the introduction of the herbicides 2,4-D in 1957. According to the herbicide resistance mechanisms, all processes can be grouped as follows: target-site resistance, non-target-site resistance, cross-resistance and multiple-resistance. Target-site resistance is generally due to a single or several mutations in the gene encoding the herbicide-target enzyme, which, in turn, decreases the affinity for herbicide binding to that enzyme. Non-target-site resistance is caused by mechanisms that reduce the amount of herbicidal active compound before it can attack the plant through the reduced absorption or altered translocation, increased herbicide sequestration or enhanced herbicide metabolism. Cross-resistance means that a single-resistance mechanism causes resistance to several herbicides with some mode of action. Multiple-resistance is a situation where two or more resistance mechanisms are present within the same plant, often due to sequential selection by herbicides with different modes of action. Currently, herbicide resistance has been reported in 478 weed biotypes (252 weed species) in 67 countries. Many of those biotypes are resistant to acetolactate synthase (ALS) inhibitors, PS II inhibitors, ACC-ase inhibitors and EPSPS inhibitors. Strategy for herbicide-resistance weed management must involve all the available preventive, cultural, mechanical and chemical measures for effective, safe and cost-effective weed control.

Keywords: weed, herbicide, resistance, management

1. Introduction and general overview of resistance

Since the introduction of 2,4-D as a first selective herbicide in 1947, herbicides have had a major positive impact on weed management in all over the world. Unfortunately, herbicide resistance developed shortly after the introduction of the herbicides. The phenomenon of resistance can be defined as the decreased response of a species' population to herbicide [1].

It is also defined as a 'survival of a segment of the population of a weed species following an herbicide dose lethal to the normal population' [2]. In addition, resistance can be defined as 'the inherited ability to survive treatment by a herbicide' [3], or it is a 'phenomen which occurs as a result of heritable changes to biochemical processes that enable weed species survival when treated with a herbicide' [4].

Weed resistance to herbicides is a normal and predictable outcome of natural selection. In that context, rare mutations that confer herbicide resistance exist in wild/weed populations before any herbicide introduction. These mutations increase over time after each herbicide application until they become predominant at what time the weed population is called resistant [5]. The first confirmed herbicide-resistant weed species was *Senecio vulgaris* that had developed resistance to PS II inhibitors (atrazine and simazine) after the herbicides had been applied once or twice annually for 10 years [6]. Therefore, about 30-resistant weed populations have been confirmed within the first decade, mostly in N. America and W. Europe [7]. Some weed species, such as *Lolium rigidum*, *Echinochloa crus-galli* var. *crus-galli*, *Poa annua*, *Alopecurus myosuroides*, *Echinochloa colona*, *Eleusine indica*, *Amaranthus* sp., etc. have a high affinity to develop resistance especially due to their congenital genetic variability. Additionally, herbicides of different chemical groups and different modes of action (e.g. sulfonylurea and synthetic auxins) can greatly differ in their risk levels for resistance. On the other hand, different chemical groups with the same mode of action such as herbicide inhibitors of acetolactate/acetoxyacid synthase (ALS/AHAS) (sulfonylurea, pyrimidinyl(thio)benzoate, sulfonylaminocarbonyl-triazolinone, imidazolinone) can also be distinguished in their risk level for resistance.

Currently, herbicide resistance has been reported in 478 weed biotypes (252 weed species) in 67 countries. Many of those biotypes are resistant to ALS inhibitors, B/2 (97 dicots + 62 monocots), PS II inhibitors (C1/5 = 51 + 23, C2/7 = 10 + 18, C3/6 = 3 + 1), ACC-ase inhibitors, A/1 (48 monocots) and EPSPS inhibitors, G (19 + 17). The highest number of confirmed resistant weed species belongs to the families: *Poaceae* (80 species), *Asteraceae* (39), *Brassicaceae* (22), *Cyperaceae* (12), *Amaranthaceae* (11), *Scrophulariaceae* (9), *Chenopodiaceae* (8), *Alismataceae* (7), *Polygonaceae* (7) and *Caryophyllaceae* (6). According to the number of active ingredients (a.i.), those four sites of action participate in the next relation: 50 a.i. from ALS inhibitors, 24 a.i. from PS II inhibitors, 15 a.i. from ACC-ase inhibitors and 2 a.i. from EPSPS inhibitors. Atrazine (PS II inhibitors) is an active ingredient, which was confirmed by the greatest number of weed resistant species (66), the second is imazethapyr (44), followed by tribenuron-methyl (43), imazamox (37), chlorsulfuron (36) metsulfuron-methyl (35), glyphosate (34), iodosulfuron-methyl-sodium (33), fenoxaprop-P-ethyl (31), simazine (31), bensulfuron-methyl (29), thifensulfuron-methyl (27), fluazifop-P-bityl (25), pyrazosulfuron-ethyl (25), etc. In relation to herbicide-resistant weeds by county and site of action top 10 counties are the United States, Australia, Canada, France, Brazil, China, Spain, Israel, Japan and Germany [7] (**Table 1**).

In Serbia, study of weed resistance to herbicides started in the 1990s with resistance of *Amaranthus retroflexus* and *Chenopodium hybridum* to PS II inhibitors (atrazine) [8–10]. Until today, in Serbia, as a small county with less than 3 million ha arable lands, in the last 15 years, eight herbicide-resistant weed species were confirmed: *A. retroflexus*, *Setaria viridis*, *C. hybridum* and *Abutilon theophrasti* to PS II inhibitors, as well as *A. retroflexus*, *E. crus-galli*, *Datura stramonium*, *Chenopodium*

Country	Total number of resistant weed species	Number of resistant weed species according to the site of action			
		ALS	ACC-ase	PS II	EPSPS
USA	156	51	15	26	16
Australia	84	25	12	7	13
Canada	64	25	4	12	5
France	48	16	6	22	2
Brazil	42	19	6	4	8
China	41	14	8	1	2
Spain	37	8	2	18	5
Israel	36	12	6	12	2
Japan	36	21	2	1	3
Germany	32	10	5	13	0

Table 1. Top 10 countries with the most number of confirmed resistant weed species.

album and *Sorghum halepense* to ALS inhibitors [11–19]. According to the herbicide resistance mechanisms, all processes can be grouped as follows: target-site resistance, non-target-site resistance, cross-resistance and multiple-resistance [20–22].

Target-site resistance (TSR) is generally due to a single or several mutations in the gene encoding the herbicide-target enzyme, which, in turn, decreases the affinity for herbicide binding to that enzyme. Most, but not all cases of resistance to herbicide ALS inhibitors, ACC-ase, triazine, dinitroaniline etc. are due to modifications of the site of action of the herbicide. In addition, gene overproduction (amplification) is the most recently identified herbicide resistance mechanism, for example, EPSPS gene amplification correlates with glyphosate resistance in *Amaranthus palmeri* and *Kochia scoparia* [23–25], and causes resistance by increasing the production of the target enzyme, effectively diluting the herbicide in relation to the target site (**Figure 1**).

Non-target-site resistance (NTSR) is caused by mechanisms that reduce the amount of herbicidal active compound before it can attack the plant. Reduced absorption (penetration) or altered translocation, increased herbicide sequestration or enhanced herbicide metabolism (detoxification) can cause resistance due to the restriction of herbicide movement where the herbicide does not reach its site of action in sufficient concentration to cause plant mortality. Active vacuolar or cell walls sequestration can keep the herbicide from the site of action leading to resistance. For example, vacuolar herbicide sequestration correlates with glyphosate resistance in *Conyza canadensis*, *Lolium* sp. etc. [26, 27] (**Figure 1**). Finally, the biochemical reactions that detoxify herbicides can be grouped into four major categories: oxidation, reduction, hydrolysis and conjugation [28].

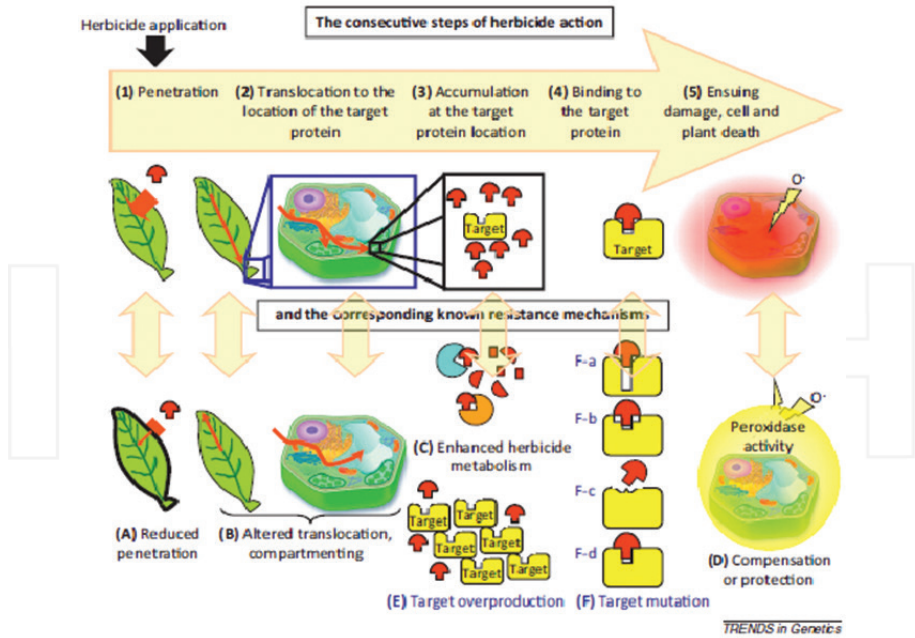


Figure 1. The route of the herbicide after the application, and the possible mechanisms of resistance in plant. After application: (1) herbicide absorption/penetration, (2) translocation, (3) accumulate at the target protein location, and (4) binding to the target protein, (5) disruption of the biosynthesis pathways or cell structures, and/or generation of cytotoxic molecules. NTSR mechanisms: (A) reduction in herbicide penetration, (B) altered translocation of the herbicide away from the target protein, (C) enhanced detoxification of the herbicide, or (D) enhanced neutralization of cytotoxic molecules generated by herbicide action. TSR mechanisms: (E) target protein overproduction, and/or (F) structural mutations that modify the 3D structure and electrochemical properties of the target protein. Structural mutations can have no, moderate or strong negative effects on the stability of herbicide binding to the target protein, which results in (F-a) no, (F-b) moderate or (F-c) marked reduction in herbicide sensitivity at the protein level, respectively; or can (F-d) increase the stability of herbicide binding to the target protein, which results in an increase in herbicide sensitivity at the protein level (downloaded from Ref. [32]).

Cross-resistance (CR) means that a single-resistance mechanism causes resistance to several herbicides. CR can be conferred by a single gene or by two or more genes influencing a single mechanism. There are two types of CR: target-site cross-resistance (TS-CR) and non-target-site cross-resistance (NTS-CR). The most common type of CR is TS-CR where an altered target site confers resistance to many or all of the herbicides that inhibit the same enzyme, for example, Trp-574-Leu amino acid substitution within the ALS gene was found in two populations of *Cyperus iria* after exposition to bispyribac-sodium, halosulfuron, imazamox and penoxsulam [29]. On the other hand, NTS-CR is type of herbicide resistance in which a mechanism other than resistant enzyme target sites is involved (e.g. reduced absorption, translocation, or enhanced herbicide detoxification) [30].

Multiple-resistance is a situation where two or more resistance mechanisms are present within the same plant, often due to sequential selection by herbicides with different modes of action (e.g. resistance of *Lolium* sp. populations to glyphosate and ACC-ase inhibitors, as well as resistance to glyphosate and ALS inhibitors were confirmed by multiple-resistance [31]).

2. Weed resistance to herbicides photosystem II inhibitors, triazines

The triazine herbicides were discovered in the J.R. Geigy Ltd. laboratories, an international chemical company founded in 1952 and based in Basel, Switzerland [33]. Generally, in the latter half of the twentieth century, triazines have played a significant role in the promotion of the crop production. Atrazine is one of the most used triazine herbicides in agriculture for control of annual monocots (*Setaria* sp., *E. crus-galli*, *Digitaria sanguinalis*) and dicot weed species (*Amaranthus* sp., *Chenopodium* sp., *Cirsium arvense*, *D. stramonium*, *Sonchus* sp., *Xanthium strumarium*, etc.) and is the most widely used herbicide in maize, orchards and sorghum crops. Triazines specifically inhibit photosystem II (PS II) in plants and in all organisms with oxygen-evolving photosystems. Generally, they prevent electron transfer by displacing plastoquinone (Q_B) from a specific binding site on the D1 protein subunit of PS II [34, 35].

The intensive use of triazines resulted in two important cases: appearance of atrazine-resistant weed species, leading to the increased use of herbicide mixtures or alternative herbicides. The first confirmed atrazine-resistant weed species [6] helped identify the herbicide-binding D1 protein in PS II. After the *psbA* gene was found and sequenced [36], the *psbA* gene from an atrazine-tolerant *Amaranthus* was then sequenced [37]. Based on their findings, the resistance is due to a chloroplast genome mutation of the *psbA* gene, which codes the D1 protein. The molecular analysis showed that resistance is due to the substitution of serine 264 to glycine (Ser-264-Gly) in many weed species [38–42]. The substituted urea herbicides, as PS II inhibitors [43] also bind in a niche on the D1 protein, but not at the identical site as the triazines.

A schematic diagram of the folding of the herbicide-binding site on the D1 protein [44], updated with further amino acids in triazine resistance, is given in **Figure 2** [45]. From total of 345 amino acids in the D1 protein, around 60 are part of the herbicide and Q_B-binding site. Arrows indicate possible mutations (such as Val-219, Ala-251, Phe-255, Gly-256, Ser-264

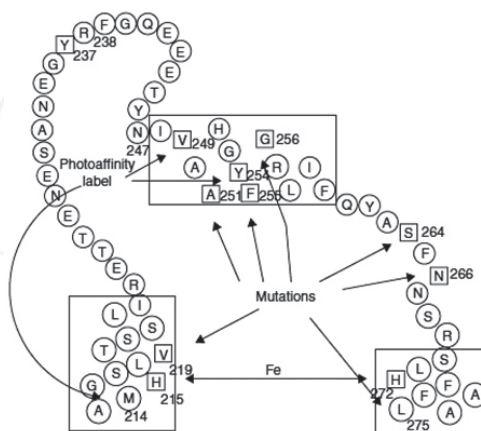


Figure 2. The amino acid sequence of the herbicide-binding D1 protein in the PS II. This work of Michel and Deisenhofer was honoured with the Nobel Prize. (downloaded from Ref. [45]).

Herbicide groups according the site of action	Number of weed species					Total
	1970–1979	1980–1989	1990–1999	2000–2009	2010–2016	
Inhibitors PS II (C1/5)	20	32	11	7	4	74
Inhibitors PS II (C2/7)	1	6	13	4	4	28
Inhibitors PS II (C3/6)	/	/	1	3	/	4
Inhibitors ESPSP enzyme	/	/	2	18	16	36
Inhibitors AHAS enzyme	/	11	62	53	33	159
Inhibitors ACC-ase	/	5	21	14	8	48
Total	21	54	110	99	65	

Table 2. The first confirmed cases of weed species that have developed resistance to different herbicides site of action according to decades.

and Leu-275) in herbicide-resistant plants and algae or amino acids tagged by herbicides azido derivatives (Met-214 by azidoatrazine) [45].

Currently, resistance to herbicides that target photosynthesis at PS II has been documented in 74 weed species for triazines (C1/5 group), 28 in C2/7 and only 4 in C3/6 according to the data in the **Table 2** [7]. Except the usual amino acid substitution Ser-264-Gly in the D1 protein, reduced absorption, translocation and/or detoxification have been reported very often for resistance to triazines in many weed species (**Table 3**).

However, diverse chemical groups of herbicides PS II inhibitors (according to HRAC: C1—triazines, triazinones, triazolinone, pyridazinones, phenyl-carbamates, uracils; C2—amides, ureas; C3—benzothiadiazinones, nitriles, phenyl pyridazines) bind to overlapping, but not identical sites on the D1 protein [43]. Several different amino acid substitutions that confer resistance to herbicide PS II inhibitors have been identified in or near the Q_B -binding niche such as: Ser-264-Thr in *Portulaca oleracea* [71], Ser-264-Gly and Val-219-Ile in *P. annua* and *K. scoparia* [64, 68, 70], Asn-266-Thr in *S. vulgaris* [73] as well as Ser-264-Gly, Ala-251-Val and Leu-218-Val in *C. album* [41, 59]. In addition, dependence of herbicides, interaction between herbicides, specific amino acid substitution, varying levels of cross or negative cross-resistance have been reported for different mutations in the D1 protein [64]. Resistance ratios for *P. oleracea* a Ser-264-Thr mutant were 8 and >6 for linuron and diuron, respectively; >800 for atrazine; and >20 for terbacil. Linuron resistant *P. oleracea* was negatively cross-resistant to pyridate and bentazon (0.75 and 0.5, respectively) [71].

Weed species	Mechanisms	
	Amino acid substitution	Other mechanisms of resistance
<i>Abutilon theophrasti</i> Medic.		Detoxification [45–49]
<i>Alopecurus myosuroides</i> Huds.		Detoxification [50–52]
<i>Amaranthus tuberculatus</i> Moq. Sauer.		Detoxification [53, 54]
<i>Amaranthus retroflexus</i> L.		Detoxification [55]
<i>Amaranthus hybridus</i> L.	Ser-264-Gly [37]	
<i>Amaranthus powellii</i> S. Wats.		Detoxification [56]
<i>Bromus tectorum</i> L.		Detoxification [57]
<i>Brassica napus</i> L.	Ser-264-Gly [58]	
<i>Chenopodium album</i> L.	Ser-264-Gly, Ala-251-Val, Leu-218-Val [41, 59]	Detoxification [55, 56, 60, 61]
<i>Echinochloa crus-galli</i> (L.) P. Beauv.		Reduced absorption and translocation, detoxification [60, 62, 63]
<i>Kochia scoparia</i> (L.) Schr.	Val-219-Ile [64]	
<i>Lolium rigidum</i> Gaudin.		Detoxification [65–67]
<i>Poa annua</i> L.	Ser-264-Gly, Val-219-Ile [40, 68–70]	
<i>Portulaca oleracea</i> L.	Ser-264-Thr [71]	
<i>Solanum nigrum</i> L.	Ser-264-Gly [72]	
<i>Senecio vulgaris</i> L.	Asn-266-Thr [73]	
<i>Vulpia bromoides</i> (L.) S.F.Gray.	Ser-264-Gly [42]	

Table 3. Confirmed mechanisms of resistance to herbicide PS II inhibitors in some weed species.

3. Weed resistance to herbicide ALS inhibitors

Herbicide inhibitors of acetoacetate synthase (ALS) and acetoxyacid synthase (AHAS) belong to several chemical classes: sulfonylurea (SU), triazolopyrimidines (TPs), pyrimidinyl(thio) benzoates, sulfonylaminocarbonyltriazolinones, imidazolinones (IMIs). The first commercial SU herbicide was chlorsulfuron, which was introduced by DuPont in 1982 for weed control in small grain crops. The SUs are highly active herbicides, effective at use rates as low as 2 g a.i. ha⁻¹ [74]. Almost simultaneously, researchers at American Cyanamid discovered a structurally distinct family of herbicides, the IMIs, which were also shown to inhibit the ALS enzyme [75]. Since then, three additional chemical classes of ALS inhibitors have been discovered. Those products provide both pre-emergent and post-emergent control of many serious monocot and dicot weed species in many crops.

ALS is the first enzyme in the branched-chain amino acid pathway, which catalyzes the first steps in amino acid biosynthesis such as valine, leucine and isoleucine [76]. The first

case of resistance to ALS inhibitors (chlorsulfuron) was reported within 5 years after the introduction of SU herbicides, in 1987 in the United States [77]. Herbicide-resistant weed evolution is more common for ALS inhibitors compared to herbicides of other groups. Currently, 159 weed species have evolved resistance to ALS-inhibiting herbicides [7] according to decades that could be seen in **Table 2**. Weed resistance to ALS inhibitors is due to an alteration of the gene encoding the ALS enzyme. The positions in ALS from various sources (plant, yeast, bacteria) where mutations are known to confer resistance to one or more herbicides distributed across the α , β and γ domain of the protein (**Figure 3**) [78]. Weed species or genera with high incidence of target-site ALS resistance include *Amaranthus* spp., *K. scoparia* and *Papaver rhoeas*, among others. Studies have shown that mutations of eight amino acid residues are known to be involved in causing weed resistance: Ala-122, Pro-197, Ala-205, Asp-376, Arg-377, Trp-574, Ser-653 and Gly-654 (**Table 4**).

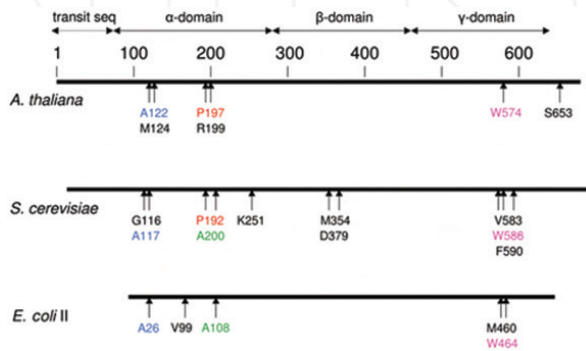


Figure 3. ALS mutations conferring herbicide resistance. Arrows point to positions in the sequences of ALS from different sources (plant, yeast, bacteria) where spontaneous or induced mutations result in an herbicide-insensitive enzyme. Colours designate substitutions occurring in more than one species (downloaded from Ref. [78]).

Weed species	Mechanism of resistance	
	Amino acid substitutions	Other mechanisms of resistance
<i>Amaranthus retroflexus</i> L.	Ala-122-Thr, Pro-197-Leu, Ala-205-Val, Asp-376-Glu, Arg-377-His, Trp-574-Leu, Ser-653-Thr [80]	
<i>Amaranthus powellii</i> S. Warts.	Ala-122-Thr, Asp-376-Glu, Arg-377-His, Ser-653-Thr	
<i>Amaranthus hybridus</i> L.	Ala-122-Thr, Asp-376-Glu, Arg-377-His, Ser-653-Asn	Detoxification [86]
<i>Amaranthus blitoides</i> S. Wats	Pro-197-Ser, Arg-377-His	
<i>Amaranthus tuberculatus</i> (Moq.) Sauer	Arg-377-His, Ser-653-Asn/Thr	Altered enzyme activity, detoxification [87, 88]
<i>Amaranthus palmeri</i> (S.) Warts.	Arg-377-His, Ser-653-Asn	Altered enzyme activity [87, 89]
<i>Ambrosia artemisiifolia</i> L.	Arg-377-His	

Weed species	Mechanism of resistance	
	Amino acid substitutions	Other mechanisms of resistance
<i>Ambrosia trifida</i> L.	Arg-377-His	Reduced translocation, detoxification, sequestration [90]
<i>Alopecurus aequalis</i> Sobol.	Pro-197-Thr, Arg-377-His	
<i>Alopecurus myosuroides</i> Huds.	Pro-197-Thr, Arg-377-His	
<i>Anthemis cotula</i> L.	Pro-197-Ser/Thr/Leu/Gln	
<i>Apera spica-venti</i> (L.) P.B.	Ala-122-Val, Pro-197-Ser/Thr/Ala/Asn, Arg-377-His, Trp-574-Leu/Met	
<i>Avena fatua</i> L.	Ser-653-Asn/Thr	
<i>Bromus tectorum</i> L.	Pro-197-Ser	
<i>Capsella bursa-pastoris</i> (L.) Med.	Pro-197-Ser/Thr/Leu/His	
<i>Camelina microcarpa</i> Andrz.	Arg-377-His	
<i>Conyza canadensis</i> (L.) Cronq.	Pro-197-Ser/Ala, Ala-205-Val, Asp-376-Glu, Trp-574-Leu	
<i>Cyperus difformis</i> L.	Pro-197-Ser/Ala/His	
<i>Cyperus iria</i> L., <i>C. esculentus</i> L.	Trp-574-Leu	
<i>Descurainia sophia</i> (L.) Webb.	Pro-197-Ser/Thr/Leu/Ala/His/Tyr, Asp-376-Glu, Arg-377-Leu	
<i>Echinochloa crus-galli</i> L.	Ala-122-Thr/Val, Arg-377-His	Detoxification [91]
<i>Echinochloa phyllopogon</i> (Stapf) Koss	Arg-377-His	Detoxification [92]
<i>Galium aparine</i> L.	Trp-574-Gly	
<i>Galium spurium</i> L.	Asp-375-Glu, Trp-574-Leu, Ser-653-Asn	
<i>Helianthus annuus</i> L.	Pro-197-Leu, Ala-205-Val	Altered enzyme activity [90]
<i>Kochia scoparia</i> (L.) Schrad.	Pro-197-Ser/Thr/Leu/Ala/Gln/Arg, Asp-376-Glu, Trp-574-Leu	Altered enzyme activity [93]
<i>Lactuca serriola</i> L.	Pro-197-Thr/His	
<i>Lamium amplexicaule</i> L.	Pro-197-Arg	
<i>Lolium perenne</i> L.	Asp-376-Glu	
<i>Lolium rigidum</i> Gaud.	Pro-197-Ser/Leu/Ala/Gln/Arg, Trp-574-Leu	Detoxification altered enzyme activity [94, 95]
<i>Myosoton aquaticum</i> (L.) Moench.	Pro-197-Ser/Glu	Detoxification [96]
<i>Papaver rhoeas</i> L.	Pro-197-Ser/Thr/Leu/Ala/His/Arg, Trp-574-Leu	
<i>Poa annua</i> L.	Ala-205-Phe, Trp-574-Leu	
<i>Polygonum convolvulus</i> L.	Trp-574-Leu	
<i>Raphanus raphanistrum</i> L.	Ala-122-Try, Pro-197-Ser/Thr/Ala/His, Asp-376-Glu, Trp-574-Leu	
<i>Schoenoplectus juncooides</i> Roxb.	Pro-197-Ser/Leu/His, Asp-376-Glu, Trp-574-Leu	

Weed species	Mechanism of resistance	
	Amino acid substitutions	Other mechanisms of resistance
<i>Schoenoplectus mucronatus</i> (L.) Palla	Pro-197-His, Trp-574-Leu	
<i>Senecio vulgaris</i> L.	Pro-197-Ser/Leu	
<i>Setaria viridis</i> (L.) Beauv.	Ser-653-Asn/Thr/Ile, Gly-654-Asp	Altered enzyme activity [97]
<i>Sinapis arvensis</i> L.	Pro-197-Ser, Asp-376-Glu, Trp-574-Leu	
<i>Sisymbrium orientale</i> Torn.	Pro-197-Ile, Trp-574-Leu	
<i>Solanum ptycanthum</i> Dunn	Ala-122-Thr, Ala-205-Val	
<i>Sonchus asper</i> (L.) Mill.	Pro-197-Leu	
<i>Sorghum bicolor</i> (L.) Moench		Altered enzyme activity [98, 99]
<i>Sorghum halepense</i> (L.) Pers.	Trp-574-Leu [100]	
<i>Stellaria media</i> (L.) Vill.	Pro-197-Gln, Trp-574-Leu	Altered enzyme activity [101]
<i>Thlaspi arvense</i> L.	Pro-197-Leu	
<i>Xanthium strumarium</i> L.	Ala-122-Thr, Ala-205-Val, Trp-574-Leu	Altered enzyme activity [102]

Amino acid substitution in weed-resistant species to ALS inhibitors downloaded from HRAC [103].

Table 4. Confirmed mechanisms of resistance to herbicide ALS inhibitors in some weed species.

The most different amino acid substitutions in α -domain at position Pro-197 have been linked in confirmed weed-resistant species such as: *K. scoparia* (Pro-197-Ser/Thr/Leu/Ala/Gln/Arg), *Descurainia sophia* (Pro-197-Ser/Thr/Leu/Ala/His/Tyr), *P. rhexas* (Pro-197-Ser/Thr/Leu/Ala/His/Arg), *L. rigidum* (Pro-197-Ser/Leu/Ala/Gln/Arg), *Apera spica-venti* (Pro-197-Ser/Thr/Ala/Asn), etc. Also, the substitution of Trp-574-Leu confers resistance to several weed species (*A. retroflexus*, *C. iria*, *D. sophia*, *C. canadensis*, *K. scoparia*, *P. annua* etc.) and the levels of resistance are all high against SUs, IMIs and TPs (cross-resistance) [29, 79–83]. Generally, the low number of confirmed weeds resistant to ALS inhibitors is due to altered enzyme activity, reduced translocation and detoxification. Additionally, many weed populations resistant to ALS inhibitors have developed multiple-resistance to other chemical classes with different modes of action (e.g. auxinic herbicides, EPSPS inhibitors, ACC-ase inhibitors) [31, 84, 85].

4. Weed resistance to herbicides ACC-ase inhibitors

Herbicides acetyl-CoenzymeA carboxylase (ACC-ase) inhibitors are aryloxyphenoxypropionates (APPs/FOPs), cyclohexanediones (CHDs/DIMs) and phenylpyrazoline. The first herbicide ACC-ase inhibitors commercialized in 1975 [104]. They are used as foliar

herbicides to control monocot weed species in dicot crops and some of them even in cereals or in rice. The mode of action of these herbicides is inhibition of fatty acid biosynthesis through blocking of the acetyl-CoenzymeA carboxylase [105]. Inhibition of lipid biosynthesis can explain the reduction of growth, increase in permeability of membrane and the ultrastructural effects commonly observed. In living organisms, ACC-ase exists in two different types: multi-subunit type and multi-functional type with 17–51 kDa (prokaryote) and 220–280 kDa (eukaryote) in size, respectively [106]. In dicot plants, the enzyme is structurally distinguished from the enzyme of monocots which contains four regions (biotin carboxylase, biotin carboxy carrier protein, carboxyl-transferase α and β), while in dicots, they are encoded on separate proteins.

The frequent use of FOPs and DIMs has resulted in the development of resistance to ACC-ase inhibitors in some monocot species in many countries in the world. Currently, 48 weed species have evolved resistance to these herbicides [7]. By decades, dynamics of the confirmation of the first cases of resistant weed species to the ACC-ase can be seen in **Table 2**. Generally, mechanisms of resistance to ACC-inhibiting herbicides can be divided in two categories: ACC-related and metabolism-based. Target-site resistance to ACC-ase inhibitors due to the herbicides binding to the carboxyl-transferase region within the ACC-ase enzyme results in amino acid substitution in that region (**Figure 4**) [107, 108]. Weed species or genera with high affinity of target-site ACC-ase resistance are *A. myosuroides*, *Avena* sp., *Beckmannia syzigachne*, *E. crus-galli*, *Lolium* sp., etc. Most commonly amino acid substitution such as Ile-1781-Leu, Trp-1999-Cys, Trp-2027-Cys, Ile-2041-Asn, Asp-2078-Gly, Cys-2088-Arg, Gly-2096-Ser was confirmed in monocot resistant populations of weed species [109–116]. Amino acid substitutions such as Asp-2078-Gly and Cys-2088-Arg usually provide strong level of resistance to all ACC-ase (FOPs, DIMs, pinoxaden) inhibitors [81]. Moreover, altered enzyme activity, gene expression and detoxification were very often included in weed resistance to ACC-ase inhibiting herbicides (**Table 5**). Also, in some population of weed species such as *A. myosuroides* [117], *E. crus-galli* [118], *L. rigidum* [111] and *Lolium perenne* [85], target and non-target multiple-resistance, which involves ACC-ase and ALS inhibitors or ACC-ase and EPSPS inhibitors, was confirmed.

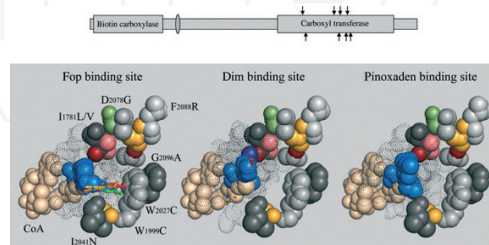


Figure 4. Single amino acid mutations in acetyl-CoA carboxylase in monocot-resistant weed populations (downloaded from Ref. [108]).

Weed species	Mechanism of resistance	
	Amino acid substitutions	Other mechanisms of resistance
<i>Alopecurus aequalis</i> Sobol.	Ile-1781-Leu [119]	
<i>Alopecurus myosuroides</i> Huds.	Ile-1781-Leu, Trp-2027-Cys, Ile-2041-Asn, Asp-2078-Gly, Gly-2096-Ala [110, 112]	Detoxification, gene expression [120–122]
<i>Avena fatua</i> L.	Ile-1781-Leu, Trp-1999-Cys, Trp-2027-Cys, Ile-2041-Asn, Asp-2078-Gly, Cys-2088-Arg, Gly-2096-Ser [109, 114]	Detoxification [123, 124]
<i>Avena sterilis</i> L.	Ile-1781-Leu, Trp-1999-Cys, Trp-2027-Cys, Ile-2041-Asn, Asp-2078-Gly, Cys-2088-Arg [115]	Detoxification [123, 125]
<i>Beckmannia syzigachne</i> (Steud.) Fernald	Ile-1781-Leu, Ile-2041-Asn, Asp-2078-Gly [126, 127]	
<i>Echinochloa crus-galli</i> (L.) Beauv.	Ile-1781-Leu [128]	Altered enzyme activity, gene expression [129]
<i>Echinochloa colona</i> (L.) Link.		altered enzyme activity [130]
<i>Eleusine indica</i> (L.) Gaertn	Asp-2078-Gly, Thr-1805-Ser [131]	
<i>Hordeum glaucum</i> (Steud.) Tzvelev	Ile-1781-Leu, Gly-2096-Ala [132]	
<i>Hordeum leporinum</i> (Link) Arcang.	Ile-1781-Leu, Gly-2096-Ala [132]	Detoxification, altered enzyme activity [133]
<i>Lolium multiflorum</i> Lam.	Ile-1781-Leu (Ile-418-Leu), Cys-2088-Arg [134, 135]	Detoxification [136]
<i>Lolium perenne</i> L. ssp. <i>multiflorum</i> Lam.	Ile-1781-Leu, Trp-2027-Cys, Ile-2041-Asn, Asp-2078-Gly [137, 138]	
<i>Lolium rigidum</i> Gaud.	Ile-1781-Leu, Ile-2041-Asn, Asp-2078-Gly, Cys-2088-Arg, Gly-2096-Ala, Trp-2027-Cys [111, 116]	Detoxification [139, 140]
<i>Lolium</i> sp.	Ile-1781-Leu, Trp-1999-Cys, Ile-2041-Asn/Val, Asp-2078-Gly, Cys-2088-Arg, Gly-2096-Ala [113]	
<i>Pseudosclerochloa kengiana</i>	Trp-1999-Ser [141]	
<i>Setaria viridis</i> L. Beauv.	Ile-1780-Leu [142]	Altered enzyme activity [143]
<i>Sorghum halepense</i> (L.) Pers.	Ile-2041-Asn [144]	Altered enzyme activity [145]

Table 5. Confirmed mechanisms of resistance to herbicide ACC-ase inhibitors in some weed species.

5. Weed resistance to herbicide EPSPS inhibitors, glyphosate

Glyphosate was discovered and developed as a non-selective herbicide by Chemical Company Monsanto in 1974. N-(phosphonometil) glycine, the active ingredient in glyphosate, is a derivative of the amino acid glycine and phosphonic acid. It's mode of action in relation to the enzyme EPSPS (5-enolpyruvylshikimate-3-phosphate synthase) preventing the biosynthesis

of the aromatic amino acids required for the production of growth regulators, anthocyanins, phenolics and proteins [146]. The site of action is located in the chloroplast and it was confirmed 8 years after glyphosate introduction [146]. Broad weed spectrum (annual and perennial, monocots and dicots), high efficacy, lack of soil activity and low mammalian toxicity are key characteristics that make glyphosate the world's most widely used herbicide [147]. Because glyphosate is inherently non-selective, selectivity has often been achieved by placement and timing, for example, as a pre-plant or pre-emergence herbicide for the control of weeds in no-till systems and for turf-grass renovation [104]. The introduction of genetically modified glyphosate resistant crops in the United States and other parts of the world [148] has led to enormous increase of glyphosate use on arable land (cotton, canola, corn, wheat, sugar beets, potatoes, etc.) as a post-emergence herbicide.

Glyphosate-resistant weeds were not found during the first 15 years of glyphosate use (1972–1997). Based on the resistance risk criteria for assessing the risk of developing weed resistance to glyphosate, it was estimated that the glyphosate has low risk for the evolution of weed resistance [149]. However, in the last 19 years (1998–2016), glyphosate resistance in 36 weed species was confirmed and according to the decades, it looks like this: 2 (first decade), 18 (second) and 16 species (the last, third) (**Table 2**) [7]. Mechanism of glyphosate resistance to weed species includes target-site mutation, target-site gene amplification/expression, active vacuole sequestration, limited cellular uptake and a rapid necrosis response [21].

In a number of cases of confirmed weed resistance to glyphosate, the resistance was based on some different mechanisms which include non-target-site (limited absorption and translocation, vacuolar sequestration) and target-site resistance (amino acid substitution, ESPSP gene expression/amplification, altered enzyme activity) (**Table 6**). Generally, usually confirmed

Weed species	Mechanisms	
	Amino acid substitution	Other mechanisms of resistance
<i>Amaranthus tuberculatus</i> Moq. Sauer.	Pro-106-Ser [150, 151]	Gene expression [150, 151]
<i>Amaranthus palmeri</i> S. Wats.		Gene expression [23, 24, 152]
<i>Abutilon theophrasti</i> Medic.		Reduced absorption and translocation [153, 154]
<i>Cirsium arvense</i> (L.) Scop.		Reduced absorption and translocation [155]
<i>Conyza canadensis</i> (L.) Cronq.		Reduced absorption and translocation, detoxification, vacuole sequestration [26, 156–160]
<i>Conyza bonariensis</i> (L.) Cronq.		Reduced absorption and translocation [161]
<i>Chenopodium album</i> L.		Reduced absorption and translocation [162]
<i>Cyperus esculentus</i> L.		Reduced absorption and translocation [163]
<i>Cyperus rotundus</i> L.		Detoxification [164]
<i>Eleusina indica</i> (L.) Gaertn.	Pro-106-Ser/Thr [165–167]	

Weed species	Mechanisms	
	Amino acid substitution	Other mechanisms of resistance
<i>Echinochloa colona</i> (L.) Link.	Pro-106-Ser [168]	
<i>Kochia scoparia</i> (L.) Schr.		Detoxification, gene expression [25]
<i>Lolium rigidum</i> Gaudin.	Pro-106-Ser/Ala/Thr/Leu [169, 170]	Reduced absorption and translocation, altered enzyme activity [171–177]
<i>Lolium multiflorum</i> Lam.	Pro-106-Ser [178]	Reduced absorption and translocation [178, 179]
<i>Lolium perenne</i> L. ssp. <i>multiflorum</i> Lam.		Gene expression [180]
<i>Poa annua</i> L.	Pro-106-Ala [181]	Reduced translocation [181]
<i>Sorghum halepense</i> (L.) Pers.		Reduced absorption and translocation [182]

Table 6. Confirmed mechanisms of resistance to EPSPS inhibitor in some weed species.

cases of weed resistance to glyphosate were due to reduced absorption and translocation of the herbicide. Further, cDNA sequence analysis of the EPSPS gene indicated that resistance to glyphosate was based on substitution of proline with serine (Pro-106-Ser), alanine (Pro-106-Ala), threonine (Pro-106-Thr), or leucine (Pro-106-Leu) at the position 106 of the EPSPS protein in many weed species (*Amaranthus tuberculatus*, *E. indica*, *E. colona*, *L. rigidum*, *Lolium multiflorum*, *P. annua*).

6. Management strategies for herbicide-resistant weeds

Strategy for herbicide-resistance weed management must involve all the available preventive, cultural, mechanical and chemical measures for effective, safe and cost-effective weed control [183]: (a) survey of present weed flora; (b) preventing weed seed production and reduction of weed seed in the soil seed-bank; (c) prevention of the movement of seeds and vegetative propagules from field to field or from field margins (or lost field) to field; (d) keep arable and non-arable land as weed free as possible; (e) sowing pure crop seeds; (f) growing competitive crops that can suppress weeds; (g) destruction of weed seeds in post-harvest materials (e.g. Integrated Harrington Seed Destructor); (h) use mechanical and physical measures where appropriate; (i) using herbicides with different modes of action, tank mixtures and sequential applications; (j) use of recommended herbicide rate for certain number of weed populations; (k) adopting crop rotations that allow use of herbicides of alternative mode of action; (l) intensify research and professional communication and grower education programs and (m) publish guidelines for managing anti-resistant strategy.

The state government sectors, universities and research institutes, technology development centres, farmers and other relevant stakeholders were called to proactively address emerging weed resistance problems and to develop cost-effective resistance-management strategy and practices that support effective weed control.

Acknowledgements

This work was supported by the Ministry of Education, Science and Technological Development of Republic of Serbia.

Author details

Sava Vrbničanin^{1*}, Danijela Pavlović² and Dragana Božić¹

*Address all correspondence to: sava@agrif.bg.ac.rs

1 Faculty of Agriculture, University of Belgrade, Belgrade, Serbia

2 Institute for Plant Protection and Environment, Belgrade, Serbia

References

- [1] LeBaron HM, Gressel J. *Herbicide Resistance in Plants*. Wiley Interscience NYP; 1982
- [2] Penner D. Herbicide action and metabolism. In: *Turf Weeds and their Control*. Madison, WI: American Society of Agronomy and Crop Science Society of America; 1994. pp. 37-70
- [3] Gressel J. Why get resistance? It can be prevented or delayed. In: Caseley JC, Cussans GW, Atkin RK, editors. *Herbicide Resistance in Weeds and Crops*. Butterworth-Heinemann Ltd; 1991. pp. 1-27
- [4] Preston C, Mallory-Smith CA. Biochemical mechanisms, inheritance, and molecular genetics of herbicide resistance in weeds. In: Powles SB, Shanel DL, editors. *Herbicide Resistance in World Grains*. Boca Raton, FL: CRC Press; 2001. pp. 23-61
- [5] Heap I. Herbicide resistant weeds. In: Primentel D, Peshin R, editors. *Integrated Pest Management. Pesticide Problems*. Vol. 3. Springer; 2014. pp. 281-303
- [6] Ryan GF. Resistance of common groundsel to simazine and atrazine. *Weed Science*. 1970;**18**:614-616
- [7] Heap I. The International Survey of Herbicide Resistant Weeds [Internet]. Available from: <http://www.weedscience.org> [Accessed: 3 January 2017]

- [8] Janjić V, Stanković-Kalezić R, Radivojević Lj, Marisavljević D, Jovanović Lj, Ajder S. Resistance of *Amaranthus retroflexus* L. and *Chenopodium alabum* L. to atrazine (In Serbian). *Acta biologica Iugoslavica, Series G: Acta Herbologica*. 1994;3(1):63-73
- [9] Janjić V, Stanković-Kalezić R, Radivojević Lj, Ajder S, Marisavljević D, Jovanović LJ. Distribution of atrazine resistant population of *Amaranthus retroflexus* L. (In Serbian). *Acta Biologica Iugoslavica, Series G: Acta Herbologica*. 1994;3(1):23-31
- [10] Janjić V, Stanković-Kalezić R, Radivojević Lj, Marisavljević D, Ajder S, Jovanović LJ. Detection some triazine resistant weeds using chlorophyll fluorescence. In: *Proceedings of the International Symposium on Weed and Crop Resistance to Herbicides*. Cordoba, Spain: 1995. p. 134
- [11] Malidža G, Rajković M, Vrbničanin S, Božić D. Cross-resistance of *Sorghum halepense* to ALS inhibitors in Serbia and implications for resistance management. *Book of Abstracts of the VII Congress on Plant Protection: Integrated Plant Protection Knowledge—Based Step Towards Sustainable Agriculture, Forestry and Landscape Architecture*. 2014:143-144
- [12] Malidža G, Rajković M, Vrbničanin S, Božić D. Identification and distribution of ALS resistant *Sorghum halepense* populations in Serbia. *Book of Abstracts of the 17th European Weed Research Society Symposium*; 2015:115
- [13] Pavlović D, Vrbničanin S, Božić D, Fischer A. Morphophysiological traits and triazine sensitivity in *Chenopodium album* L. *Pest Management Science*. 2008;64(2):101-107
- [14] Božić D, Vrbničanin S, Barać M, Stefanović L. Determination of Jonsongrass (*Sorghum halepense* (L.) Pers.) level of sensitivity to nicosulfuron. *Maydica*. 2007;52(3):271-277
- [15] Pavlović D, Vrbničanin S, Reinhardt C. Crop response to glyphosate trimesium sulphosate. *Notulae Botanicae Horti Agrobotanici Cluj-Napoca*. 2013;41(2):582-589
- [16] Božić D, Barać M, Sarić-Krsmanović M, Pavlović D, Ritz C, Vrbničanin V. Common cocklebur (*Xanthium strumarium*) response to nicosulfuron. *Notulae Botanicae Horti Agrobotanici Cluj-Napoca*. 2015;43(1):186-191
- [17] Pavlović D, Vrbničanin S, Reinhardt C, Marisavljević D. Morpho-anatomical response of glyphosate-resistant and -susceptible maize to glyphosate trimesium. In: *Proceedings of the International Symposium on Current Trends in Plant Protection*. Belgrade, Serbia; 2012. pp. 188-191
- [18] Pavlović D, Vrbničanin S, Elezović I, Marisavljević D, Božić D. Physiological parameters as a basis for differentiating between resistant and susceptible populations of *Chenopodium album* L. to atrazine (in Serbian). *Pesticidi i fitomedicina*. 2005;20(4):241-247
- [19] Božić D, Pavlović D, Bregola V, Di Loreto A, Bosi S, Vrbničanin S. Gene flow from Herbicide-Resistant sunflower hybrids to weedy sunflower. *Journal of Plant Diseases and Protection*. 2015;122(4):183-188
- [20] Heap I, LeBaron H. Introduction and overview of resistance. In: Powles SB, Shanel DL, editors. *Herbicide Resistance in World Grains*. Boca Raton, Florida: CRC Press; 2001. pp. 1-22

- [21] Sammons RD, Gaines TA. Glyphosate resistance: State of knowledge. *Pest Management Science*. 2014;**70**:1367-1377
- [22] Yu Q, Powles S. Metabolism-based herbicide resistance and Cross-Resistance in crop weeds: A threat to herbicide sustainability and global crop production. *Plant Physiology*. 2014;**166**:1106-1118
- [23] Gaines TA, Zhang W, Wang D, Bukun B, Chisholm ST, Shaner DL, Nissen SJ, Patzoldt WL, Tranel PJ, Culpepper AS, Grey TL, Webster TM, Vencill WK, Sammons RD, Jiang J, Preston C, Leach JE, Westra P. Gene amplification confers glyphosate resistance in *Amaranthus palmeri*. *Proceedings of the National Academy of Sciences*. 2010;**107**(3):1029-1034
- [24] Vila-Aiub MM, Goh SS, Gaines TA, Han H, Busi R, Yu Q, Powles SB. No fitness cost of glyphosate resistance endowed by massive EPSPS gene amplification in *Amaranthus palmeri*. *Planta*. 2014;**239**(4):793-801
- [25] Godar AS, Stahlman PW, Jugulam M, Dille JA. Glyphosate-Resistant Kochia (*Kochia scoparia*) in Kansas: EPSPS gene copy number in relation to resistance levels. *Weed Science*. 2015;**63**:587-595
- [26] Ge X, D'Avignon DA, Ackerman JH, Sammons RD. Rapid vacuolar sequestration: The horseweed glyphosate resistance mechanism. *Pest Management Science*. 2010;**66**:345-348
- [27] Ge X, D'Avignon DA, Ackerman JH, Collavo A, Sattin M, Ostrander EL, Hall EL, Sammons RD, Preston C. Vacuolar glyphosate-sequestration correlates with glyphosate resistance in ryegrass (*Lolium* spp.) from Australia, South America, and Europe: A 31P NMR investigation. *Journal of Agriculture and Food Chemistry*. 2012;**60**:1243-1250
- [28] Dekker JH, Duke SO. Herbicide-Resistant Field Crops [Internet]. Iowa State University, Digital Repository. 1995. Available from: http://lib.dr.iastate.edu/agron_pubs (Accessed: 5 December 2016)
- [29] Riar DS, Tehranchian P, Norsworthy JK, Nandula V, McElroy S, Srivastava V, Chen S, Bond JA, Scott RC. Acetolactate synthase-inhibiting, herbicide-resistant rice flatsedge (*Cyperus iria*): Cross-resistance and molecular mechanism of resistance. *Weed Science*. 2015;**63**:748-757
- [30] LeBaron HM, Utah H. Distribution and management of Triazine-Resistant weeds. In: LeBaron HM, McFarland EJ, Burnside CO, editors. *The Triazine Herbicides 50 years Revolutionizing Agriculture*. Elsevier; 2008. pp. 119-133
- [31] Collavo A, Sattin M. First glyphosate-resistant *Lolium* spp. biotypes found in a European annual arable cropping system also affected by ACCase and ALS resistance. *Weed Science*. 2014;**54**:325-334
- [32] Délye C, Jasieniuk M, Le Corre V. Deciphering the evolution of herbicide resistance in weeds. *Trends in Genetics*. 2013;**29**(11):649-658
- [33] Müller G. History of the discovery and development of triazine herbicides 13. In: LeBaron HM, McFarland EJ, Burnside CO, editors. *The Triazine Herbicides 50 years Revolutionizing Agriculture*. Elsevier; 2008. pp. 13-31

- [34] Good NE. Inhibitors of the hill reaction. *Plant Physiology*. 1961;**36**:788-803
- [35] Trebst A. The mode of action of triazine herbicides in plants. In: LeBaron HM, McFarland EJ, Burnside CO, editors. *The Triazine Herbicides 50 years Revolutionizing Agriculture*. Elsevier; 2008. pp. 101-111
- [36] Zurawski G, Bohnert HJ, Whitfield PR, Bottomley W. Nucleotide sequence of the gene for the Mr 32 000 thylakoid membrane protein from *Spinacia oleracea* and *Nicotiana debneyi* predicts a totally conserved primary translation product of Mr 38,950. *Proceedings of the National Academy of Sciences United State of America*. 1982;**79**:7699-7703
- [37] Hirschberg J, McIntosh L. Molecular basis of herbicide resistance in *Amaranthus hybridus*. *Science*. 1983;**222**(4630):1346-1349
- [38] Morden CW, Golden SS. A *psbA* genes indicate common ancestry of prochlorophytes and chloroplasts. *Nature*. 1989;**337**:382-385
- [39] Van Oorschot JC. Chloroplastic resistance of weeds to triazines in Europe. In: Caseley JC, Cussans WG, Atkin KR, editors. *Herbicide Resistance in Weeds and Crops*. Boston: Butterworth-Heinemann; 1991. pp. 87-102
- [40] Kelly ST, Coats GE, Luthe DS. Mode of resistance of Triazine-Resistant annual bluegrass (*Poa annua*). *Weed Technology*. 1999;**13**:747-752
- [41] Mechant E, De Marez T, Hermann O, Bulcke R. Resistance of *Chenopodium album* to photosystem II-inhibitors. *Communications in Agricultural and Applied Biological Sciences*. 2008;**73**(4):913-917
- [42] Ashworth MB, Han H, Knell G, Powles SB. Identification of triazine-resistant *Vulpia bromoides*. *Weed Technology*. 2016;**30**:456-463
- [43] Gronwald JW. Resistance to photosystem II inhibiting herbicides. In: Powles SB, Holtum JAM, editors. *Herbicide Resistance in Plants: Biology and Biochemistry*. Boca Raton, Florida: Lewis Publishers; 1994. pp. 27-60
- [44] Trebst A. The three dimensional structure of the herbicide binding niche on the reaction center polypeptide of photosystem II. *Z. Naturforsch.* 1987;**42c**:742-750
- [45] Gronwald JW, Anderson RN, Yee C. Atrazine resistance in velvetleaf (*Abutilon theophrasti*) due to enhanced atrazine detoxification. *Pesticide Biochemistry and Physiology*. 1989;**34**:149-163
- [46] Stowe AE, DiTomaso JM. Evidence for increased herbicide detoxification in triazine tolerant velvetleaf. In *Proceedings of the 43rd Annual Meeting of the North Eastern Weed Science Society*; 1989. pp. 31-35
- [47] Anderson MP, Gronwald JW. Atrazine resistance in a velvetleaf (*Abutilon theophrasti*) biotype due to enhanced glutathione S-Transferase activity. *Plant Physiology*. 1991;**96**: 104-109

- [48] Plaisance KL, Anderson MP, Gronwald JW. Glutathione S-transferase isoforms in atrazine-resistant and susceptible biotypes of *Abutilon theophrasti*. In: Proceedings of the International Symposium on Weed and Crop Resistance to Herbicides, Cordoba Spain; 1995. p. 99
- [49] Pavlovic D, Vrbnicanin S, Bozic D, Simoncic A. *Abutilon theophrasti* Medic. Population responses to atrazine. Journal Central European Agriculture. 2007;**8**(4):435-442
- [50] Hall LM, Moss SR, Powles SB. Mechanism of resistance to chlorotoluron in two biotypes of the grass weed *Alopecurus myosuroides*. Pesticide Biochemistry and Physiology. 1995;**53**:180-192
- [51] Reade HPJ, Belfield LJ, Cobb HA. Rapid tests for herbicide resistance in black-grass based on elevated glutathione S-transferase activity and abundance. Proceedings of the Brighton crop Protection Conference-Weeds. 1999;184-190
- [52] Milner LJ, Reade PHJ, Cobb HA. An investigation of glutathione S-transferase activity in *Alopecurus myosuroides* Huds. (black-grass) in the field. Proceedings of the Brighton crop Protection Conference-Weeds. 1999;173-178
- [53] Patzoldt WL, Dixon BS, Tranel PJ. Triazine resistance in *Amaranthus tuberculatus* (Moq) Sauer. that is not site-of-action mediated. Pest Management Science. 2003;**59**:1134-1142
- [54] Huffman J, Hausman EN, Hager GA, Riechers ED, Tranel JP. Genetics and inheritance of nontarget-site resistances to atrazine and mesotrione in a Waterhemp (*Amaranthus tuberculatus*) population from Illinois. Weed Science. 2015;**63**:799-809
- [55] Pavlovic D, Vrbnicanin S, Elezovic I, Jovanovic LJ, Marisavljevic D. Alterations in amount of chlorophyll as indicator of resistance for *Chenopodium album* L. and *Amaranthus retroflexus* L. to atrazine. Journal of Plant Disease and Protection. 2006;131-138
- [56] Khan US, Warwick IS, Marriage BP. Atrazin metabolism in resistant and susceptible biotypes of *Chenopodium album* L., *Chenopodium strictum* Roth. and *Amaranthus powelli* S. wats. Weed Research. 1985;**25**:33-37
- [57] Menendez J, Bastida F, De Prado R. Resistance to chlortoluron in a downy brome (*Bromus tectorum*) biotype. Weed Science. 2006;**54**:237-245
- [58] Sundby C, Chow WS, Anderson JM. Effects on photosystem II function, photoinhibition and plant performance of the spontaneous mutation of serine 264 in the photosystem II reaction center D₁ protein in triazine-resistant *Brassica napus* L. Plant Physiology. 1993;**103**(1):105-113
- [59] Thiel H, Varrelmann M. Identification of a new PSII target site psbA mutation leading to D1 amino acid Leu218Val exchange in the *Chenopodium album* D1 protein and comparison to cross-resistance profiles of known modifications at positions 251 and 264. Pest Management Science. 2014;**70**(2):278-285

- [60] Giebel J, Stachecki S, Praczyk T. The level of polyamines as an indicator of resistance or susceptibility of *Chenopodium album* to atrazine. Proceedings of the Brighton Crop Protection Conference-Weeds. 1999;163-166
- [61] Giebel J, Praczyk T. Modification of IAA-oxidase activity by factor present in leaves of *Chenopodium album* and *Echinochloa crus-galli* in relation to susceptible-resistant plant response to triazine. Journal of Plant Protection Research. 2002;42(3):271-278
- [62] Carey III FV, Duke OS, Hoaland ER, Talbert ER. Resistance mechanism of propanil resistant Barnyard grass I: Adsorption, translocation and site of action studies. Pesticide Biochemistry and Physiology. 1995;52:182-189
- [63] Hoagland ER, Norsworthy KJ, Carey F, Talbert ER. Metabolically based resistance to the herbicide propanil in *Echinochloa* species. Weed Science. 2004;52:475-486
- [64] Mengistu LW, Christoffers MJ, Lym RG. A *psbA* mutation in *Kochia scoparia* (L) Schrad from railroad rights-of-way with resistance to diuron, tebuthiuron and metribuzin. Pest Management Science. 2005;61:1035-1042
- [65] Burnet MWM, Loveys BR, Holtum JAM, Powles SB. A mechanism of chlorotoluron resistance in *Lolium rigidum*. Planta 1993;190:182-189
- [66] Burnet MWM, Loveys BR, Holtum JAM, Powles SB. Increased detoxification is a mechanism of simazine resistance in *Lolium rigidum*. Pesticide Biochemistry and Physiology. 1993;46:207-218
- [67] De Prado R, De Prado JL, Menendez J. Resistance to substituted urea herbicides in *Lolium rigidum* biotypes. Pesticide Biochemistry and Physiology. 1997;57:126-136
- [68] Mengistu LW, Mueller, GW, Liston A, Barker RE. A *psbA* Mutation (valine219 to isoleucine) in *Poa annua* resistant to metribuzin and diuron. Pest Management Science. 2000;56:209-217
- [69] Perry DH, McElroy JS, Dane F, van Santen E, Walker RH. Triazine-resistant annual bluegrass (*Poa annua*) populations with Ser 264 mutation are resistant to amicarbazone. Weed Science. 2012;60:355-359
- [70] Svyantek AW, Aldahir P, Chen S, Flessner ML, McCullough PE, Sidhu SS, McElroy JS. Target and nontarget resistance mechanisms induce annual bluegrass (*Poa annua*) resistance to atrazine, amicarbazone, and diuron. Weed Technology. 2016;30(3):773-782
- [71] Masabni JG, Zandstra BH. A serine-to-threonine mutation in linuron-resistant *Portulaca oleracea*. Weed Science. 1999;47:393-400
- [72] Stankiewicz M, Gadamski G, Gawronski WS. Genetic variation and phylogenetic relationships of triazine-resistant and triazine-susceptible biotypes of *Solanum nigrum*—analysis using RAPD markers. Weed Research. 2001;41:287-300
- [73] Park KW, Mallory-Smith CA. A *psbA* mutation (Asn266 to Thr) in *Senecio vulgaris* L. confers resistance to several PS II-inhibiting herbicides. Pest Management Science. 2006;62(9):880-885

- [74] Beyer EM, Duffy MJ, Hay JV, Schlueter DD. Sulfonylureas. In: Kearney PC, Kaufman DD, editors. *Herbicides: Chemistry, Degradation and Mode of Action*. New York: Dekker; 1988. pp. 117-189
- [75] Shaner DL, Anderson PC, Stidham MA. Imidazolinones: Potent inhibitors of acetohydroxyacid synthase. *Plant Physiology*. 1984;**76**:545-546
- [76] Devine MD, Duke SO, Fedtke C. *Physiology of Herbicide Action*. Englewood Cliffs, NJ: Prentice Hall; 1993
- [77] Shaner DL. Herbicide resistance: Where are we? How did we get here? Where are we going? *Weed Technology*. 1992;**9**:850-856
- [78] Pang SS, Duggleby RG, Schowen RL, Guddat LW. The crystal structure of *Klebsiella pneumoniae* acetolactate synthase with enzyme-bound cofactor and with an unusual intermediate. *The Journal of Biological Chemistry*. 2004;**279**:2242-2253
- [79] Thomson MK. Acetohydroxyacid synthase inhibitors (AHAS/ALS). In: Krämer W, Schirmer U, editors. *Modern Crop Protection Compounds*. Wiley-VCH; 2007. pp. 27-45
- [80] Scarabel L, Varotto S, Sattin M. European biotype of *Amaranthus retroflexus* cross-resistant to ALS inhibitors and response to alternative herbicides. *Weed Research*. 2007;**47**:527-533
- [81] Beckie HJ, Tardif FJ. Herbicide cross resistance in weeds. *Crop Protection*. 2012;**35**:15-28
- [82] McElroy JS, Flessner ML, Wang Z, Dane F, Walker RH, Wehtje GR. A Trp574 to Leu amino acid substitution in the ALS gene of annual bluegrass (*Poa annua*) is associated with resistance to ALS-inhibiting herbicides. *Weed Science*. 2013;**61**:21-25
- [83] Deng W, Yanga Q, Zhang Y, Jiao H, Mei Y, Li X, Zheng M. Cross-resistance patterns to acetolactate synthase (ALS)-inhibiting herbicides of flixweed (*Descurainia sophia* L.) conferred by different combinations of ALS isozymes with a Pro-197-Thr mutation or a novel Trp-574-Leu mutation. *Pesticide Biochemistry and Physiology*. 2017;**136**:41-45
- [84] Preston C, Dolman FC, Boutsalis P. Multiple resistance to acetohydroxyacid synthase-inhibiting and auxinic herbicides in a population of oriental mustard (*Sisymbrium orientale*). *Weed Science*. 2013;**61**:185-192
- [85] Liu M, Hulting AG, Mallory-Smith C. Characterization of multiple herbicide-resistant Italian ryegrass (*Lolium perenne* ssp. *multiflorum*) populations from winter wheat fields in Oregon. *Weed Science*. 2016;**64**:331-338
- [86] Manley BS, Wilson HP, Hines TH. Characterization of imidazolinone-resistant smooth pigweed (*Amaranthus hybridus*). *Weed Technology*. 1998;**12**(4):575-584
- [87] Sprague CL, Stoller EW, Wax LM, Horak MJ. Palmer amaranth (*Amaranthus palmeri*) and common waterhemp (*Amaranthus rudis*) resistance to selected ALS-inhibiting herbicides. *Weed Science*. 1997;**45**(2):192-197
- [88] Guo J, Riggins CW, Hausman NE, Hager AG, Riechers DE, Davis AS, Tranel PJ. Nontarget-Site resistance to ALS inhibitors in waterhemp (*Amaranthus tuberculatus*). *Weed Science*. 2015;**63**:399-407

- [89] Burgos NR, Kuk YI, Talbert RE. *Amaranthus palmeri* resistance and differential tolerance to *Amaranthus palmeri* and *Amaranthus hybridus* to ALS-inhibitor herbicides. *Pest Management Science*. 2001;**57**:449-457
- [90] Zelaya IA, Owen MDK. Evolved resistance to acetolactate synthase-inhibiting herbicides in common sunflower (*Helianthus annuus*), giant ragweed (*Ambrosia trifida*) and shattercane (*Sorghum bicolor*) in Iowa. *Weed Science*. 2004;**52**(4):538-548
- [91] Riar DS, Norsworthy JK, Bond JA, Bararpour MT, Wilson MJ, Scott RC. Resistance of *Echinochloa crus-galli* populations to acetolactate synthase-inhibiting herbicides. *International Journal of Agronomy*. 2012;893-953
- [92] Fischer AJ, Bayer DE, Carriere MD, Ateh CM, Yim KO. Mechanisms of resistance to Bispyribac-Sodium in an *Echinochloa phyllopogon* accession. *Pesticide Biochemistry and Physiology*. 2000;**68**:156-165
- [93] Saari L, Cotterman J, Primiani M. Mechanism of sulfonylurea herbicide resistance in the broadleaf weed, *Kochia scoparia*. *Plant Physiology*. 1990;**93**:55-61
- [94] Shimabukuro RH, Hoffer BL. Metabolism of diclofop-methyl in susceptible and resistant biotypes of *Lolium rigidum*. *Pesticide Biochemistry and Physiology*. 1991;**39**:251-260
- [95] Christopher JT, Powles SB, Joseph AM, Holtum JAM. Resistance to acetolactate Synthase-Inhibiting herbicides in annual ryegrass (*Lolium rigidum*) involves at least two mechanisms. *Plant Physiology*. 1992;**100**:1909-1913
- [96] Liu W, Wu C, Guo W, Du L, Yuan G, Wang J. Resistance mechanisms to an acetolactate synthase (ALS) inhibitor in water starwort (*Myosoton aquaticum*) populations from China. *Weed Science*. 2015;**63**:770-780
- [97] Volenberg DS, Stoltenberg DE, Boerboom CM. Green foxtail (*Setaria viridis*) resistance to acetolactate synthase inhibitors. *Phytoprotection*. 2002;**83**:99-109
- [98] Anderson DD, Nissen SJ, Martin AR, Roeth FW. Mechanism of primisulfuron resistance in a shattercane (*Sorghum bicolor*) biotype. *Weed Science*. 1998;**46**(2):158-162
- [99] Lee DC, Martin RA, Roeth WF, Johnson EB, Lee JD. Comparison of ALS inhibitors resistance and allelic interactions in shattercane accessions. *Weed Science*. 1999;**47**(3):275-281
- [100] Hernández MJ, León R, Fischer AJ, Gebauer M, Galdames R, Figueroa R. Target-site resistance to nicosulfuron in johnsongrass (*Sorghum halepense*) from Chilean corn fields. *Weed Science*. 2015;**63**:631-640
- [101] Devine MD, Marles MAS, Hall LM. Inhibition of acetolactate synthase in susceptible and resistant biotypes of *Stellaria media*. *Pesticide Science*. 1991;**31**:273-280
- [102] Lee JM, Owen MDK. Comparison of acetolactate synthase enzyme inhibition among resistant and susceptible *Xanthium strumarium* biotypes. *Weed Science*. 2000;**48**(3):286-290
- [103] Tranel PJ, Wright TR, Heap IM. Mutations in Herbicide-resistant Weeds to ALS Inhibitors [Internet]. Available from: <http://www.weedscience.com> [Accessed: 10 January 2017]

- [104] Monaco TJ, Weller SC, Ashton FM. Weed Science—Principles and Practices. 4th ed. John Wiley and Sons, Inc.; 2002
- [105] Gronwald JW, Eberlein CV, Betts KJ, Baerg RJ, Ehlke NJ, Wyse DL. Mechanism of diclofop resistance in an Italian ryegrass (*Lolium multiflorum* Lam.) biotype. Pesticide Biochemistry and Physiology. 1992;**44**:126-139
- [106] Kukorelli G, Reisinger P, Pinke G. ACCase inhibitor herbicides—selectivity, weed resistance and fitness cost: A review. International Journal of Pest Management. 2013;**59**(3):165-173
- [107] Zhang H, Tweel B, Tong L. Molecular basis for the inhibition of the carboxyltransferase domain of acetylcoenzyme-A carboxylase by haloxyfop and dielofofop. Proceedings of the National Academy of Sciences United State of America. 2004;**101**:5910-5915
- [108] Jang SR, Marjanovic J, Gornicki P. Resistance to herbicides caused by single amino acid mutations in acetyl-CoA carboxylase in resistant populations of grassy weeds. New Phytologist. 2013;**197**:1110-1116
- [109] Christoffers MJ, Berg ML, Messersmith CG. An isoleucine to leucine mutation in acetyl-CoA carboxylase confers herbicide resistance in wild oat. Genome. 2002;**45**:1049-1056
- [110] Moss SR, Cocker KM, Brown AC, Hall L, Field LM. Characterisation of target-site resistance to ACCase-inhibiting herbicides in the weed *Alopecurus myosuroides* (black-grass). Pest Management Science. 2003;**59**:190-201
- [111] Yu Q, Collavo A, Zheng MQ, Owen M, Sattin M, Powles SB. Diversity of Acetyl-Coenzyme a carboxylase mutations in resistant *Lolium* populations: Evaluation using clethodim. Plant Physiology. 2007;**145**:547-558
- [112] Délye C, Matějček A, Michel S. Cross-resistance patterns to ACCase-inhibiting herbicides conferred by mutant ACCase isoforms in *Alopecurus myosuroides* Huds. (black-grass), re-examined at the recommended herbicide field rate. Pest Management Science. 2008;**64**:1179-1186
- [113] Scarabel L, Panozzo S, Varotto S, Sattin M. Allelic variation of the ACCase gene and response to ACCase-inhibiting herbicides in pinoxaden-resistant *Lolium* spp. Pest Management Science. 2011;**67**:932-941
- [114] Beckie HJ, Warwick SI, Sauder CA. Basis for herbicide resistance in Canadian populations of wild oat (*Avena fatua*). Weed Science. 2012;**60**(1):10-18
- [115] Papapanagiotou AP, Paresidou MI, Kaloumenos NS, Eleftherohorinos IG. ACCase mutations in *Avena sterilis* populations and their impact on plant fitness. Pesticide Biochemistry and Physiology. 2015;**123**:40-48
- [116] Saini RK, Malone J, Preston C, Gill G. Target enzyme-based resistance to clethodim in *Lolium rigidum* populations in Australia. Weed Science. 2015;**63**:946-953

- [117] Keshtkar E, Mathiassen SK, Moss SR, Kudsk P. Resistance profile of herbicide-resistant *Alopecurus myosuroides* (black-grass) populations in Denmark. *Crop Protection*. 2015;**69**:83-89
- [118] Iwakami S, Hashimoto M, Matsushima K, Watanabe H, Hamamura K, Uchino A. Multiple-herbicide resistance in *Echinochloa crus-galli* var. *formosensis*, an allohexaploid weed species, in dry-seeded rice. *Pesticide Biochemistry and Physiology*. 2015;**119**:1-8
- [119] Guo W, Liu W, Li L, Yuan G, Du L, Wang J. Molecular basis for resistance to Fenoxaprop in Shortawn Foxtail (*Alopecurus aequalis*) from China. *Weed Science* 2015;**63** 416-424
- [120] Cocker KM, Moss SR, Coleman JOD. Multiple mechanisms of resistance to fenoxaprop-P-ethyl in UK and other European populations of herbicide-resistant *Alopecurus myosuroides* (black-grass). *Pesticide Biochemistry and Physiology*. 1999;**65**:169-180
- [121] Letouzé A, Gasquez J. Inheritance of fenoxaprop-P-ethyl resistance in a blackgrass (*Alopecurus myosuroides* Huds.) population. *Theoretical and Applied Genetics*. 2001;**103**: 288-296
- [122] Petit C, Duhieu B, Boucansaud K, Délye C. Complex genetic control of non-target-site-based resistance to herbicides inhibiting acetyl-coenzyme A carboxylase and acetolactate-synthase in *Alopecurus myosuroides* Huds. *Plant Science*. 2010;**178**:501-509
- [123] Cocker KM, Coleman JOD, Blair AM, Clarke JH, Moss SR. Biochemical mechanisms of cross-resistance to aryloxyphenoxypropionate and cyclohexanedione herbicides in populations of *Avena* spp. *Weed Research*. 2000;**40**:323-334
- [124] Ahmad-Hamdani MS, Yu Q, Han H, Cawthray GR, Wang SF, Powles SB. Herbicide resistance endowed by enhanced rates of herbicide metabolism in wild oat (*Avena* spp.). *Weed Science*. 2013;**61**:55-62
- [125] Maneechote C, Preston C, Powles SB. A diclofop-methyl-resistant *Avena sterilis* biotype with a herbicide-resistant acetyl-coenzyme A carboxylase and enhanced metabolism of diclofop-methyl. *Pesticide Science*. 1997;**49**:105-114
- [126] Li L, Bi Y, Liu W, Yuan G, Wang J. Molecular basis for resistance to fenoxaprop-p-ethyl in American sloughgrass (*Beckmannia syzigachne* Steud.). *Pesticide Biochemistry and Physiology*. 2013;**105**:118-121
- [127] Tang W, Zhou Z, Zhang Y, Chen J. Resistance of American sloughgrass (*Beckmannia syzigachne*) populations to ACCase-inhibiting herbicides involves three different target site mutations from China. *Pesticide Biochemistry and Physiology*. 2015;**124**:93-96
- [128] Huan ZB, Jin T, Zhang SY, Wang JX. Cloning and sequence analysis of plastid acetyl-CoA carboxylase cDNA from two *Echinochloa crus-galli* biotypes. *Journal of Pesticide Science*. 2011;**36**(4):461-466
- [129] Huan Z, Xu Z, Lv D, Wang J. Determination of ACCase Sensitivity and gene expression in Quizalofop-Ethyl-Resistant and -Susceptible barnyardgrass (*Echinochloa crus-galli*) biotypes. *Weed Science*. 2013;**61**:537-542

- [130] Wright AA, Nandula VK, Grier L, Showmaker KC, Bond JA, Peterson DG, Ray JD, Shaw DR. Characterization of Fenoxaprop-P-Ethyl-Resistant junglerice (*Echinochloa colona*) from Mississippi. *Weed Science*. 2016;**64**:588-595
- [131] McCullough PE, McElroy JS, Yu J, Zhang H, Miller TB, Chen S, Johnston CR, Czarnota MA. ALS-resistant spotted spurge (*Chamaesyce maculata*) confirmed in Georgia. *Weed Science*. 2016;**64**:216-222
- [132] Shergill LS, Malone J, Boutsalis P, Preston C, Gill G. Target-Site point mutations conferring resistance to ACCase-inhibiting herbicides in smooth barley (*Hordeum glaucum*) and hare barley (*Hordeum leporinum*). *Weed Science*. 2015;**63**:408-415
- [133] Matthews N, Powles SB, Preston P. Mechanisms of resistance to acetyl-coenzyme A carboxylase-inhibiting herbicides in a *Hordeum leporinum* population. *Pest Management Science*. 2000;**56**:441-447
- [134] White GM, Moss SR, Karp A. Differences in the molecular basis of resistance to the cyclohexanedione herbicide sethoxydim in *Lolium multiflorum*. *Weed Research*. 2005;**45**:440-448
- [135] Kaundun SS, Hutchings SJ, Dale RP, McIndoe E. Broad resistance to ACCase inhibiting herbicides in a ryegrass population is due only to a cysteine to arginine mutation in the target enzyme. *PLoS ONE*. 2012;**7**(6):e39759
- [136] Cocker KM, Northcroft DS, Coleman JOD, Moss SR. Resistance to ACCase-inhibiting herbicides and isoproturon in UK populations of *Lolium multiflorum* mechanisms of resistance and implications for control. *Pest Management Science*. 2001;**57**:587-597
- [137] Martins BAB, Sánchez-Olguín E, Perez-Jones A, Hulting AG, Mallory-Smith C. Alleles contributing to ACCase-resistance in an Italian ryegrass (*Lolium perenne* ssp. *multiflorum*) population from oregon. *Weed Science*. 2014;**62**:468-473
- [138] Collavo A, Panozzo S, Allegri A, Sattin M. A "Stressed" Alfalfa-Based cropping system leads to the selection of Quizalofop-Resistant Italian ryegrass (*Lolium perenne* ssp. *multiflorum*). *Weed Science*. 2016;**64**:683-694
- [139] Preston C. Inheritance and linkage of metabolism-based herbicide cross-resistance in rigid ryegrass (*Lolium rigidum*). *Weed Science*. 2003;**51**:4-12
- [140] Busi R, Vila-Aiub MM, Powles SB. Genetic control of a cytochrome P450 metabolism based herbicide resistance mechanism in *Lolium rigidum*. *Heredity*. 2011;**106**:817-824
- [141] Yuan G, Liu W, Bi V, Du L, Guo W, Wang J. Molecular basis for resistance to ACCase-inhibiting herbicides in *Pseudosclerochloa kengiana* populations. *Pesticide Biochemistry and Physiology*. 2015;**119**:9-15
- [142] Déley C, Wang T, Darmency H. An isoleucine-leucine substitution in chloroplastic acetyl-CoA carboxylase from green foxtail (*Setaria viridis* L. Beauv.) is responsible for resistance to the cyclohexanedione herbicide sethoxydim. *Planta*. 2002;**214**:421-427

- [143] Marles MAS, Devine MD, Hall CJ. Herbicide resistance in *Setaria aviridis* conferred by self sensitive forms of acetyl coenzyme A carboxylase. *Pesticide Biochemistry and Physiology*. 1993;**46**:7-14
- [144] Scarabel L, Panozzo S, Savoia W, Sattin M. Target-site ACCase-resistant johnsongrass (*Sorghum halepense*) selected in summer dicot crops. *Weed Technology*. 2014;**28**(2): 307-315
- [145] Burke IC, Burton JD, York AC, Cranmer J, Wilcut JW. Mechanism of resistance to clethodim in a johnsongrass (*Sorghum halepense*) biotype. *Weed Science*. 2006;**54**(3):401-406
- [146] Steinrücken HC, Amrhein N. The herbicide glyphosate is a potent inhibitor of 5-enol-pyruvylshikimic acid-3-phosphate synthase. *Biochemical and Biophysical Research Communications*. 1980;**94**:1207-1212
- [147] Baylis AD. Why glyphosate is a global herbicide: Strengths, weaknesses and prospects. *Pest Management Science*. 2000;**56**:299-308
- [148] James C, Krattiger AF. Global Review of the Field Testing and Commercialization of Transgenic Plants, 1986 to 1995: The First Decade of Crop Biotechnology. ISAAA Briefs No. 1. Ithaca, NY: ISAAA; 1996. p. 31
- [149] Bradshaw LD, Padgett SR, Kimball SL, Wells BH. Perspectives on glyphosate resistance. *Weed Technology*. 1997;**11**:189-198
- [150] Nandula KV, Ray DJ, Ribeiro ND, Pan Z, Reddy NK. Glyphosate resistance in tall waterhemp (*Amaranthus tuberculatus*) from Mississippi is due to both altered target-site and nontarget-site mechanisms. *Weed Science*. 2013;**61**:374-383
- [151] Chatham AL, Bradley WK, Kruger RG, Martin RJ, Owen DKM, Peterson ED, Mithila J, Tranel JP. A multistate study of the association between glyphosate resistance and EPSPS gene amplification in waterhemp (*Amaranthus tuberculatus*). *Weed Science*. 2015;**63**:569-577
- [152] Mohseni-Moghadam M, Schroeder J, Ashigh J. Mechanism of resistance and inheritance in glyphosate resistant palmer amaranth (*Amaranthus palmeri*) populations from New Mexico, USA. *Weed Science*. 2013;**61**:517-525
- [153] Young BG, Knepp AW, Wax LM, Hart SE. Glyphosate translocation in common lambsquarters (*Chenopodium album*) and velvetleaf (*Abutilon theophrasti*) in response to ammonium sulfate. *Weed Science*. 2003;**51**:151-156
- [154] Krga I, Pavlović D, Anđelković A, Đurović S, Marisavljević D. The resistance of orchard weed populations to glyphosate (In Serbian: Otpornost korovskih populacija u voćnjacima na glifosat). *Plant Protection*. 2013;**64**(3):125-133
- [155] Boerboom MC, Wzese LD. Influence of glyphosate concentration on glyphosate absorption and translocation in Canada Thistle (*Cirsium arvense*). *Weed Science*. 1988;**36**: 291-295

- [156] Bourque J, Chen YS, Heck G, Hubmeier C, Reynolds T, Tran M, Ratliff PG, Sammans D. Investigation into glyphosate-resistant horseweed (*Conyza canadensis*): Resistance mechanism studies. Book of Abstract of the Weed Science Society of America. 2002;**42**:65
- [157] Feng PC, Tran M, Chiu T, Sammons RD, Heck GR, CaJacob CA. Investigations into glyphosate resistant horseweed (*Conyza canadensis*): retention, uptake, translocation and metabolism. Weed Science. 2004;**52**:498-505
- [158] Koger CH, Reddy KN. Role of absorption and translocation in the mechanism of glyphosate resistance in horseweed (*Conyza canadensis*). Weed Science. 2005;**53**:84-89
- [159] Dinelli G, Marotti I, Bonetti A, Minelli M, Catizone P, Barnes J. Physiological and molecular insight on the mechanisms of resistance to glyphosate in *Conyza canadensis* (L.) Cronq biotypes. Pesticide Biochemistry and Physiology. 2006;**86**:30-41
- [160] Pavlovic D, Reinhardt FC, Bozic D, Vrbnicanin S. Determination of *Conyza canadensis* levels of sensitivity to glyphosate trimesium sulphate. International Journal of Agriculture and Biology. 2013;**15**(6):1091-1097
- [161] Dinelli G, Marotti I, Bonetti A, Catiyone P, Urbano JM, Barnes J. Physiological and molecular mechanisms of glyphosate resistance in *Conyza bonariensis* (L.) Cronq biotypes from Spain. Weed Research. 2008;**48**:257-265
- [162] Yerka MK, De Leon N, Stoltenberg DE. Pollen-mediated gene flow in common lambsquarters (*Chenopodium album*). Weed Science. 2012;**60**(4):600-606
- [163] Tehranchian P, Riar DS, Norsworthy JK, Nandula V, McElroy S, Chen S, Scott RC. ALS-resistant smallflower umbrella sedge (*Cyperus difformis*) in arkansas rice: Physiological and molecular basis of resistance. Weed Science. 2015;**63**:561-568
- [164] Wang YC. Effect of glyphosate on aromatic amino acid metabolism in purple nutsedge (*Cyperus rotundus*). Weed Technology. 2001;**15**(4):628-635
- [165] Baerson SR, Rodriguez DJ, Tran M, Feng Y, Biest NA, Dill GM. Glyphosate-Resistant goosegrass. Identification of a mutation in the target enzyme 5-Enolpyruvylshikimate-3-Phosphate synthase. Plant Physiology. 2002;**129**:1265-1275
- [166] Ng CH, Wickneswari R, Salmijan S, Teng YT, Ismail BS. Gene polymorphisms in glyphosate-resistant and susceptible biotypes of *Eleusine indica* from Malaysia. Weed Research. 2003;**43**:108-115
- [167] Kaundun SS, Zelaya IA, Dale RP, Lycett AJ, Carter P, Sharples KR, McIndoe E. Importance of the P106S target-site mutation in conferring resistance to glyphosate in a goosegrass (*Eleusine indica*) population from the Philippines. Weed Science. 2008;**56**:637-646
- [168] Alarcón-Reverte R, García A, Urzúa J, Fischer AJ. Resistance to glyphosate in junglerice (*Echinochloa colona*) from California. Weed Science. 2013;**61**:48-54

- [169] Wakelin AM, Preston CA. Target-site mutation is present in a glyphosate-resistant *Lolium rigidum* population. *Weed Research*. 2006;**46**:432-440
- [170] Kaundun SS, Dale RP, Zelaya IA, Dinelli G, Marotti I, McIndoe E, Cairns A. A novel P106L mutation in EPSPS and an unknown mechanism(s) act additively to confer resistance to glyphosate in a South African *Lolium rigidum* population. *Journal of Agricultural and Food Chemistry*. 2011;**59**(7):3227-3233
- [171] Feng PCC, Pratley JE, Bohn JA. Resistance to glyphosate in *Lolium rigidum*. II Uptake, translocation and metabolism. *Weed Science*. 1999;**47**:412-415
- [172] Simarmata M, Kaufmann JE, Penner D. Potential basis of glyphosate resistance in California rigid ryegrass (*Lolium rigidum*). *Weed Science*. 2003;**51**:678-682
- [173] Lorraine-Colwill DF, Powles SB, Hawkes TR, Hollinshead PH, Warner SAJ, Preston C. Investigations into the mechanism of glyphosate resistance in *Lolium rigidum*. *Pesticide Biochemistry and Physiology*. 2003;**74**:62-72
- [174] Wakelin AM, Lorraine-Colwill DF, Preston C. Glyphosate resistance in four different populations of *Lolium rigidum* is associated with reduced translocation of glyphosate to meristematic zones. *Weed Research*. 2004;**44**:453-459
- [175] Adu-Yeboah P, Malone MJ, Gill G, Preston C. Reduced glyphosate translocation in two glyphosate-resistant populations of rigid ryegrass (*Lolium rigidum*) from fence lines in South Australia. *Weed Science*. 2014;**62**:4-10
- [176] Baerson SR, Rodriguez DJ, Biest NA, Tran M, You J, Kreuger RW, Dill GM, Pratley JE, Gruys KJ. Investigating the mechanism of glyphosate resistance in rigid ryegrass (*Lolium rigidum*). *Weed Science*. 2002;**50**:721-730
- [177] Pavlović D, Reinhardt C, Elezović I, Vrbničanin S. Identification of glyphosate resistance in *Lolium rigidum* Gaudin. *Pesticides and Phytomedicine*. 2011;**26**(4):393-399
- [178] Perez-Jones A, Park KW, Polge N, Colquhoun J, Mallory-Smith CA. Investigating the mechanisms of glyphosate resistance in *Lolium multiflorum*. *Planta*. 2007;**226**:395-404
- [179] Michitte P, De Prado R, Espinoza N, Ruiz-Santaella JP, Gaurit C. Mechanisms of resistance to glyphosate in a Ryegrass (*Lolium multiflorum*) biotype from Chile. *Weed Science*. 2007;**55**(5):435-440
- [180] Salas AR, Scott CR, Dayan EF, Burgos RN. EPSPS Gene Amplification in glyphosate-resistant Italian ryegrass (*Lolium perenne* ssp. *multiflorum*) populations from Arkansas (United States). *Journal of Agricultural and Food Chemistry*. 2015;**63**:5885-5893
- [181] Cross BR, McCarty BL, Tharayil N, McElroy SJ, Chen S, McCullough EM, Powell AB, Bridges CW. A Pro106 to Ala substitution is associated with resistance to glyphosate in annual bluegrass (*Poa annua*). *Weed Science*. 2015;**63**:613-622

- [182] Riar DS, Norsworthy JK, Johnson DB, Scott RC, Bagavathiannan M. Glyphosate resistance in a johnsongrass (*Sorghum halepense*) biotype from arkansas. *Weed Science*. 2011;**59**:299-304
- [183] Norsworthy JK, Ward SM, Shaw DR, Lewellyn RS, Nichols RL, Webster TM, Bradley KW, Frisvold G, Powles SB, Burgos NR, Witt WW, Barrett M. Reducing the risks of herbicide resistance: Best management practices and recommendations. *Weed Science* 2012;**12**(Special Issue):31-62

INTECH

INTECH